


TAKE CARE OF YOUR ANDREA SHOES



► **Do you know how to take**
care of your Andrea shoes



We know you love your shoes! Here are some easy tips to ensure you enjoy them for many years:



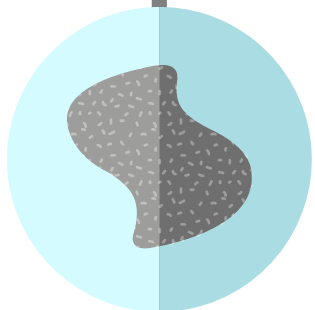
Leather

- Try to avoid getting your leather shoes wet. If they get wet, stuff them with crumpled-up newspaper and dry them away from direct heat.
- Keep your shoes away from direct sunlight or heat sources that can dry out the leather and cause cracks.
- Use a high quality cream polish that matches the shoe color. Buff to a shine. We recommend you use Andrea's Shoe Shine Wax.




Patent leather

- To remove dirt and dust, wipe gently with a dry cloth.



Suede, Nubuck and Shammy

- Use a silicone spray for water and stain resistance. Spray two layers and let it dry between and after each layer. Use a suede brush to restore the nap of the leather.
- There are brushes specifically for suede and nubuck products. Care should be taken to brush in the same direction to keep the color even.
- Never use wax to clean suede, nubuck or shammy leather.



Textile

- Use silicone spray for water and stain resistance. Spray two layers and let it dry between and after each layer.
- Clean the shoe with a soft brush or with a sponge.
- Machine-washing or drying is not recommended since discoloration and a weakening of the glue that holds the shoes together may occur.